



Doing it Right!



BEETEC TF-R64W ROTATIONAL WALL MOUNT BRACKET (LANDSCAPE / PORTRAIT)



Screen Size
43" to 86"



VESA
600 X 400



Load Capacity
70KGS (154.3lbs)



Rotation
0° ~ 90°



Tilt Range
+5°



www.techfortme.com



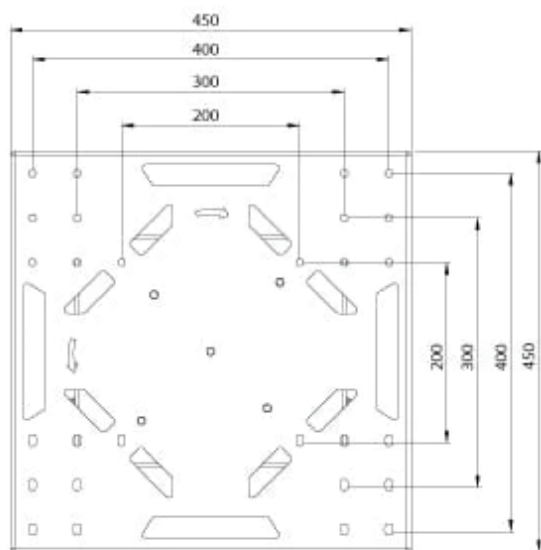
Doing it Right!



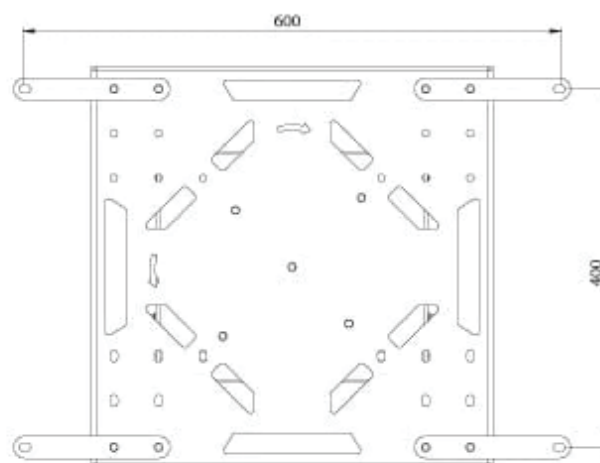
TV COMPATIBILITY:

- Allows mounted screens to rotate from landscape to portrait orientation in clock wise direction
- Can also be adjusted mounted screens to rotate from landscape to portrait orientation in anti-clock wise direction
- Rotation can be stopped and fixed at any angle between 0° to 90° with the differences of 15°
- Includes angle indications to help set the desired rotation of your screen
- Tilting Adjustment +5°

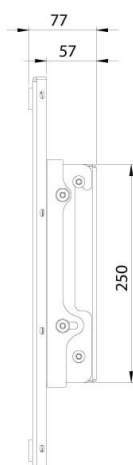
TECHNICAL DIAGRAM:



Front View without clamps



Front View with clamps



Side View



Angle Adjustment



www.techfortme.com